

# Adjustable Clamp Company

424 N. Ashland Ave., Chicago, Ill.

Manufacturers of

## Handscrews and Clamps




Steel Spindle Handscrews, made exclusively by us for twenty-five years, have proven so much more serviceable and economical than any other tools of the kind that they have practically displaced every other kind of handscrews made previously, and no worth-while improvements have been developed since. We suggest the advisability of looking for our registered trade-mark "JORGENSEN" on the handscrews which you buy and avoiding any substitutes. The same quality built into "JORGENSEN" Steel Spindle Handscrews is characteristic of our entire line which is briefly described here. A copy of our latest complete catalog will gladly be sent upon request.




### "Jorgensen" Non-Adjustable Hand Screw

The "JORGENSEN" Steel Spindle Hand Screw of the Non-Adjustable Type is



made of the same materials and design, and in the same sizes as the Peerless Adjustable, with the exception that the nuts and spindles are not permitted to swivel in the jaws, thus holding the jaws parallel at all times.

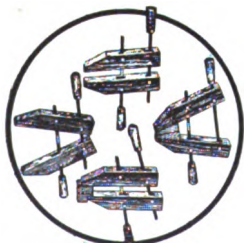


"JORGENSEN" Peerless Adjustable Hand Screw (Steel Spindle)  
 "JORGENSEN" Steel Spindle Hand Screw (Non-Adjustable Type)  
 "PONY" Steel Bar Clamp Fixtures  
 Improved "MARK" Carriage Clamp  
 "MARK" MACHINISTS' CLAMP  
 Liberal discounts are allowed on all quantity school orders.

### Peerless Adjustable Hand Screw

"JORGENSEN" Handscrews are made from the highest quality maple, selected for perfect grain after proper seasoning, and seasoned again after being cut into rough sizes. This stock is then accurately worked up and finished in oil. The steel used is of special analysis, with accurately cut threads of a type which long service has proven exceptionally strong and durable and particularly adapted to this purpose. Genuine "JORGENSEN" Handscrews hold tightly and stay tight on the work. The threads will not strip or break, and glue will not adhere to them. They work much faster than wood screws. The handles are put on true and will not come loose. These handscrews are made entirely in our own factory, assembled and tested before shipment, and cannot be taken apart. They are shipped in sealed corrugated fiber cartons.

In the "JORGENSEN" Peerless Adjustable Type, the jaws have a swivel action within convenient limits, which makes the bearings self-aligning, avoiding any tendency to bind or bend the spindles, and permitting adjustment to conform to any angular position in order to distribute pressure evenly on the work. This adjustment also permits the jaws to be offset endwise, which is often desirable.




PEERLESS ADJUSTABLE HAND-SCREWS will adjust to any of the positions shown, or any modification of them.

### Specifications

No.	Length of Jaws	Max. Opening Between Jaws
5/0	4"	2"
4/0	5"	2 1/2"
3/0	6"	3"
2/0	7"	3 1/2"
0	8"	4 1/2"
1	10"	6"
2	12"	8 1/2"
3	14"	10"
4	16"	12"
5	18"	14"
6	20"	14"
7	24"	17"


### "PONY" Steel Bar Clamp Fixtures

"PONY" Steel Bar Clamp Fixtures make up clamps on any length of 3/4 in. black iron pipe without the use of tools. No holes nor notches are cut in the pipe. The head of the clamp is screwed on to the regular pipe thread at one end of the pipe, and the foot, or tail-piece, is slipped on over the other end. The Foot has a Multiple Disc Clutch which grips the pipe and holds the Foot securely against any pressure applied through the crank and screw in the head. Ordinary "black iron pipe"



makes a clamp strong enough for any light or medium-heavy work, but if a stiffer clamp is found necessary, use extra-heavy 1 1/2 in. pipe. These Clamps are remarkably quick in action. The Foot is moved against the work instantly, where it locks automatically. No time is lost to set this part at any certain hole or notch, nor is any time required to run the screw in or out to fit the work.


### "Pony" Wood Bar Combination Cabinet Clamp "Dana" Pattern



A light weight wood bar clamp for cabinet or other work where heavier clamps might injure the finish. All parts are of best selected material, carefully made and assembled. Malleable iron jaws have leather buffers. Tail piece engages notches in the bar quickly and securely, and is held in place by a heavy flat spring riveted to the jaw. The screw is of cold drawn steel with heavy square threads. The handle bears against a heavy reinforcing washer to prevent splitting of the bar. Bar is 1 1/2 x 2 in., of perfect grain hard maple, oil finish. All parts are interchangeable. Six sizes: 18, 28, 38, 48, 60, and 72 in. between jaws.

### "MARK" Carriage Clamp

These clamps are correctly designed, liberal in weight, and carefully made of the best malleable iron which their design has distributed to give the greatest strength and rigidity. Large diameter screws of cold drawn steel with extra deep cut threads, insuring long wear and extra large wings at the end are features. All sizes are ordinarily furnished with ball and socket swivel tip, but plain riveted swivels can be supplied.



### Specifications

Cat. No.	Opens Inches	Depth Throat	Cat. No.	Opens Inches	Depth Throat
102	2 1/2 in.	1 1/4 in.	107	7 in.	3 1/4 in.
103	3 in.	2 1/4 in.	108	8 in.	3 3/4 in.
104	4 in.	2 3/4 in.	110	10 in.	4 1/4 in.
105	5 in.	2 3/4 in.	112	12 in.	4 3/4 in.
106	6 in.	2 3/4 in.			